




DASH/DECK



Feature

- compliance: SAE J595, ECE R10
- Ingress Protection Rating: IP65
- Color Availability: Single / Split / Dual
- Housing: PC
- Come with Suction cups / Adhesive foam / User Manual / Universal Swivel U Bracket / Screws
- Mounting Option: Permanent mount / Suction mount


Single & Dual/Split Color




Specification

- Input Voltage: 10~30V DC.
- LED: High Power LED*4/6/8/12
- Input Current:
 - 1 module- 41/61/81:0.9 Amps Max
 - 2 module- 42/62/82:1.5 Amps Max
 - 1 module- 61/C1:2.0 Amps Max
- Ambient Temperature Range: -30~50°C
- Flash Patterns:
 - 1 module-41/61/81: 25
 - 2 module-42/62/82: 37
 - 1 module-61/C1: 40

Optics Options



Accessories



Dimension:

ww4x-41 / 61 / 81 : 158.8*88.5*53.2mm

ww4x-42 / 62 / 82 : 255.2*88.5*53.2

ww4x-61 / C1 : 242.1*68*54mm

